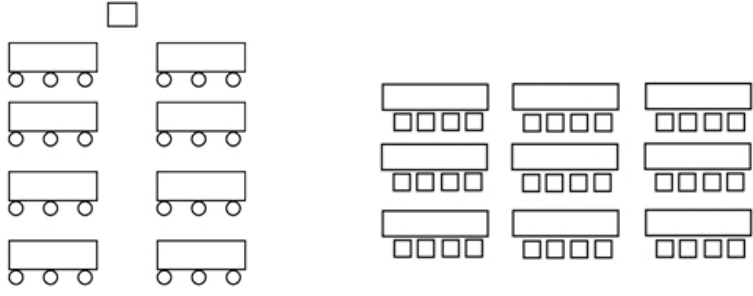

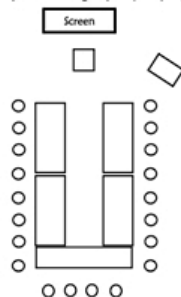
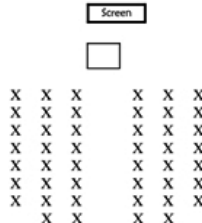



Conference Room Set-up Diagram

<p>Conference / Classroom: Rows of tables arranged with all participants facing towards the front of the room.</p>	
<p>Reception / Banquet Rounds: Standard round tables neatly arranged throughout the room. Participants are seated around the entire perimeter of each table.</p>	
<p>U-Shape: Multiple rectangular tables arranged in a large U with open space in the middle. Participants are seated around the outside facing towards the center of the U.</p>	
<p>Theater: Rows of chairs (no tables) arranged with all participants facing towards the front of the room. This setup generally has one center and two side aisles</p>	
<p>Boardroom/ Hollow Center: Multiple rectangular tables arranged together in the center of the room to create a single large table space.</p>	
<p>Horseshoe Shape: Multiple rectangular tables arranged in a large horseshoe with open space and a head table at one end. Participants are seated around the outside facing towards the center of the U/ head table.</p>	